



MANITOU.

SEATING LOCATIONS

P/N 3019-0024559
REV. APR. 2024

Seating Positions by Model - United States

Please reference the capacity plate installed on your boat for the number of persons and weight capacity specific to your boat. Never exceed the number of persons or weight capacity stated on the capacity plate. As the captain, you are responsible for properly loading the boat and ensuring your passengers are safely seated and secure. Keep in mind the limits defined on capacity plates apply in good to moderate weather conditions. In rough waters, keep the weight well below the limit. In ideal weather conditions, it is recommended that you distribute your load evenly, keep weight low, and avoid abrupt changes in distribution. This is especially important if your boat's capacity is fully used or if weather conditions deteriorate. It is also important to remember that people represent a "live" load and moving about affects a boat quite differently than static loads. In general, shift human or other weight only after stopping or slowing.

Each passenger must be seated and secure while the boat is underway. Swivel seats, if applicable, must be locked and secured while the boat is underway. Ensure all gates are closed and secured. Occupy designated seating positions first before utilizing alternate seating positions.

WARNING

Do not sit forward of the gate or outside of the fenced area under any circumstance while the boat is underway. Serious injury or death may occur.

The number of persons and weight capacities may vary depending on the country in which your boat is operated. If you have questions regarding the locations of passengers or weight capacity for your boat, please contact your local Manitou dealer for additional information.

WARNING

Operating, servicing and maintaining a recreational marine vessel can expose you to chemicals including engine exhaust, carbon monoxide, phthalates, and lead, which are known to the State of California to cause cancer and birth defects or other reproductive harm. To minimize exposure, avoid breathing exhaust, service your vessel in a well-ventilated area and wear gloves or wash your hands frequently when servicing this vessel. For more information go to www.P65warnings.ca.go/marine

Luxury Pontoons

XT 27.....	2
XT 25.....	2
XT 23.....	3

Sport Pontoons

LX 27.....	3
LX 25.....	4
LX 23.....	4

Value Pontoons

Cruise 22.....	5
Cruise 20.....	6

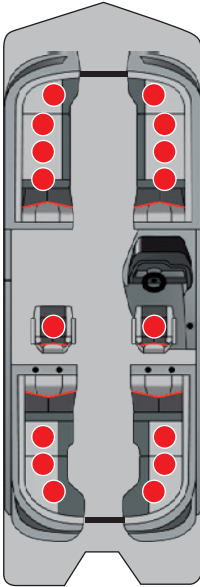
Recreation Pontoons

Explore 26.....	7
Explore 24.....	7
Explore 22.....	7
Explore 26 Dual Engine.....	8
Explore 24 Dual Engine.....	9

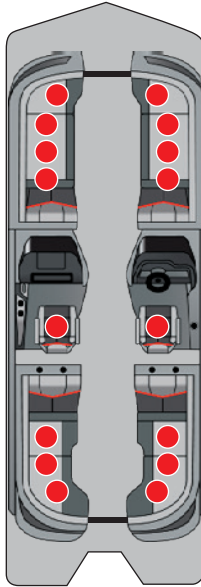


XT 27 (Single Engine: 16 Persons, Dual Engine: 12 Persons)

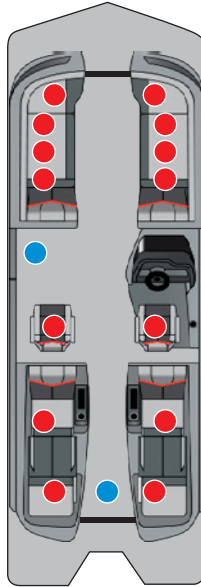
27' RFX



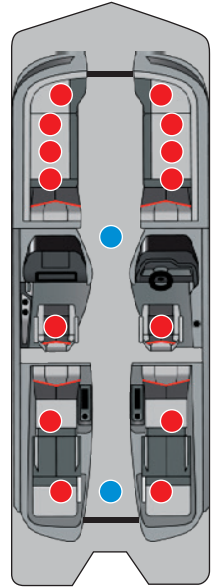
27' RFXW



27' SRS

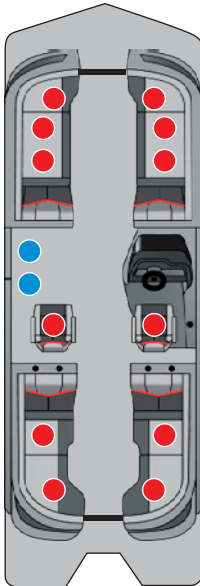


27' SRW

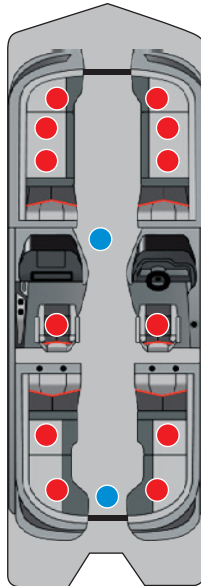


XT 25 (Single Engine: 14 Persons, Dual Engine: 11 Persons)

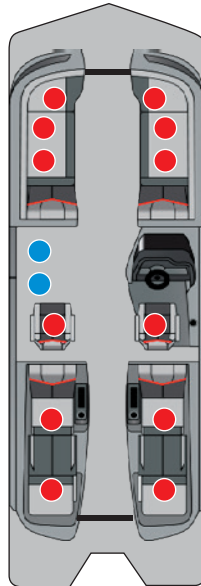
25' RFX



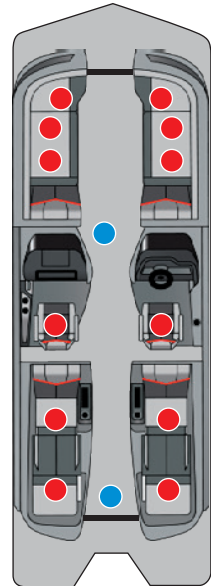
25' RFXW



25' SRS

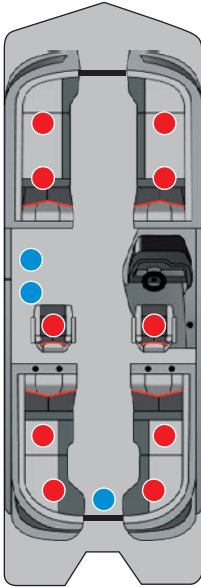


25' SRW

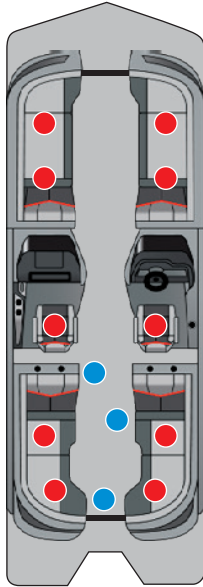


XT 23 (Single Engine: 13 Persons, Dual Engine: 9 Persons)

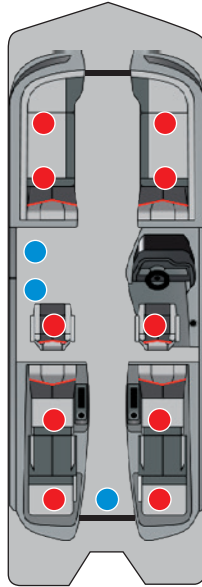
23' RFX



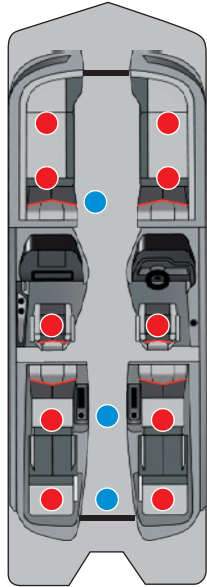
23' RFXW



23' SRS

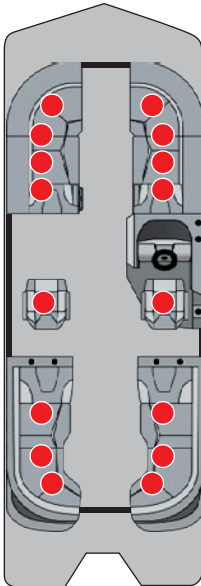


23' SRW

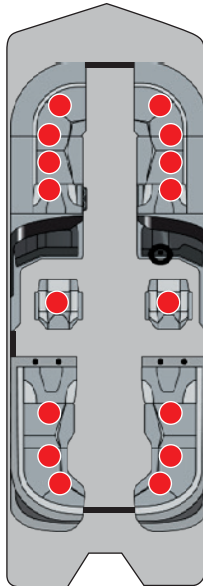


LX 27 (Single Engine: 16 Persons, Dual Engine: 12 Persons)

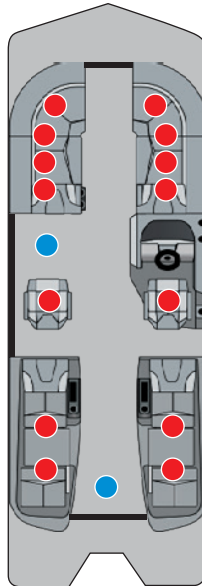
27' RFX



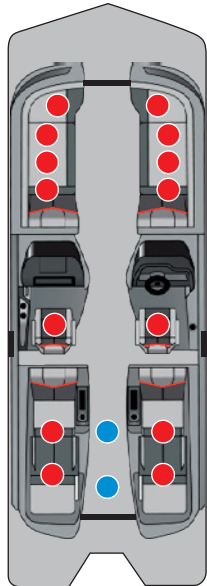
27' RFXW



27' SRS

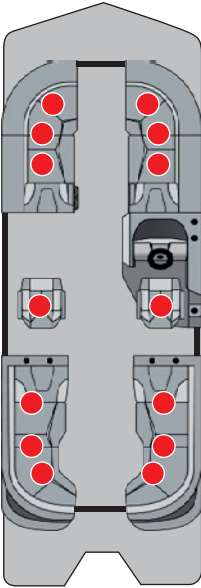


27' SRW

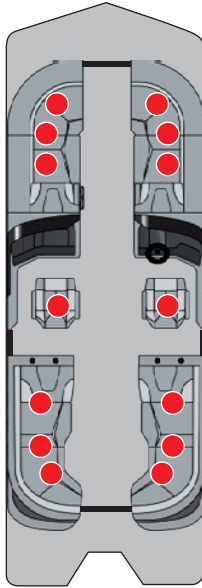


LX 25 (Single Engine: 14 Persons, Dual Engine: 11 Persons)

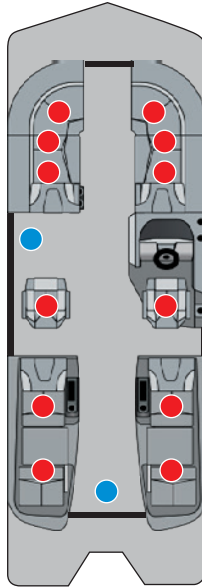
25' RFX



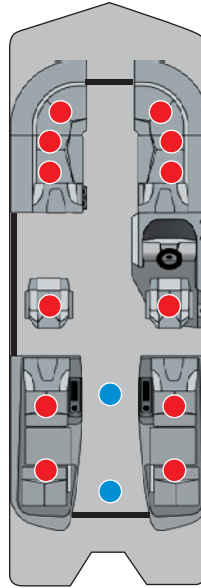
25' RFXW



25' SRS

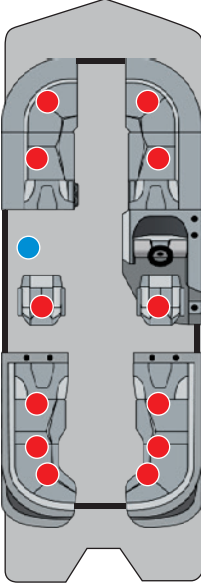


25' SRW

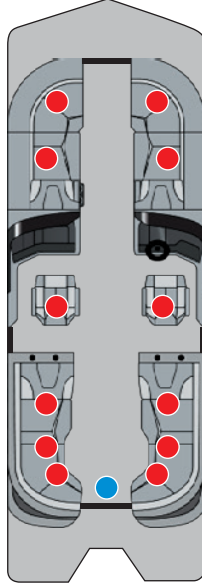


LX 23 (Single Engine: 13 Persons, Dual Engine: 9 Persons)

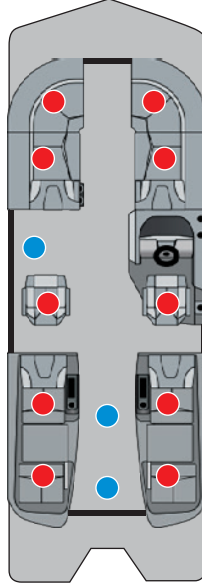
23' RFX



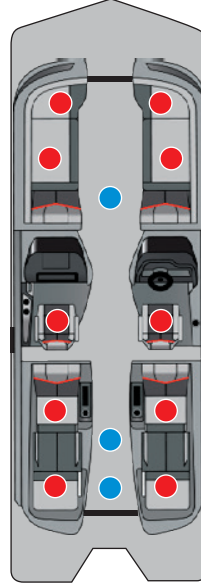
23' RFXW



23' SRS




23' SRW




CRUISE 22 (11 Persons)


**BENCH
(TWIN TUBES)**




**MAX BENCH
(TRI-TOON)**



**SWITCHBACK
(TWIN TUBES)**




**MAX SWITCHBACK
(TRI-TOON)**




CRUISE 22 (10 Persons)

**MAX BENCH
(TWIN TUBES)**




**MAX SWITCHBACK
(TWIN TUBES)**




CRUISE 20 (10 Persons)

**BENCH
(TWIN TUBES)**




**MAX BENCH
(TRI-TOON)**



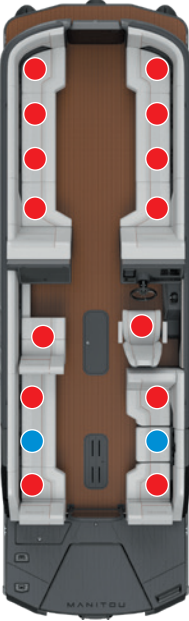
CRUISE 20 (9 Persons)

**MAX BENCH
(TWIN TUBES)**

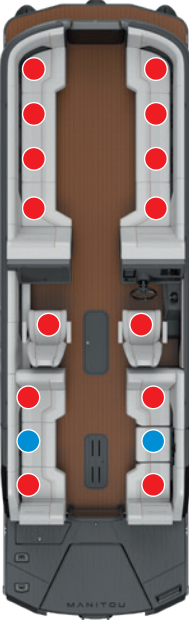


EXPLORE 26 (14 Persons)

SWITCHBACK/
MAX SWITCHBACK*

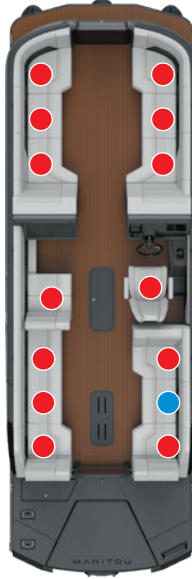


NAVIGATOR/
MAX NAVIGATOR*




EXPLORE 24 (13 Persons)

SWITCHBACK/
MAX SWITCHBACK*




NAVIGATOR/
MAX NAVIGATOR*



EXPLORE 22 (11 Persons)


MAX BENCH*



SWITCHBACK/
MAX SWITCHBACK*



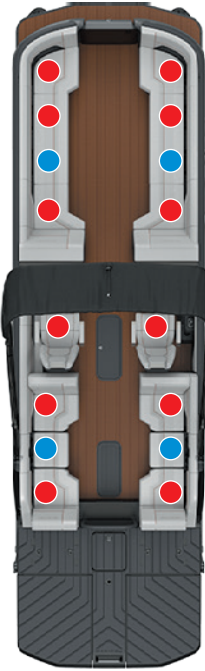
NAVIGATOR/
MAX NAVIGATOR*



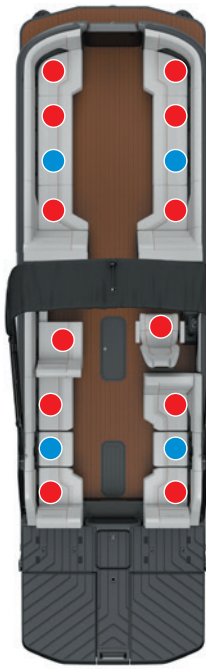
*MAX Deck version shown. These seating positions are for both MAX Deck versions and the non-MAX Deck versions of the boat.

EXPLORE 26 DUAL ENGINE

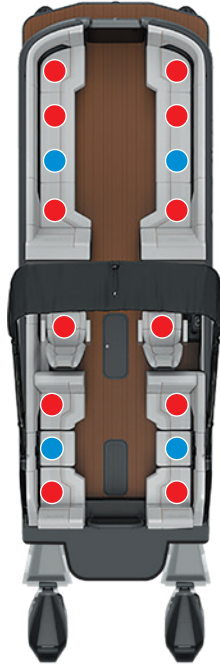
MAX NAVIGATOR
(12 Persons)



MAX SWITCHBACK
(12 Persons)

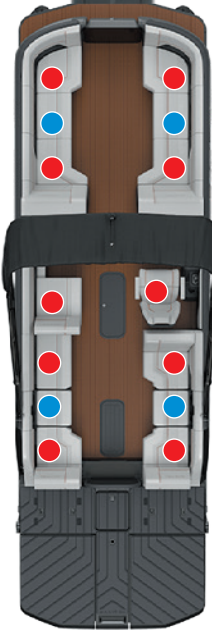


NAVIGATOR
(12 Persons)



EXPLORE 24 DUAL ENGINE

MAX SWITCHBACK
(10 Persons)



SWITCHBACK
(9 Persons)



MAX NAVIGATOR
(10 Persons)





BRP REIMAGINES THE WAY YOU ACCESS YOUR WORLD

Manitou is one of many success stories from BRP, the global company behind some of the most daringly innovative products and experiences that move you. Because it's not about the destination, it's about the journey — yours.

Discover our brands:

ski-doo **LYNX** **SEA-DOO** **CAN-AM** **ROTAX** **ALUMACraft** **MANITOU** **QUINTREX**

www.brp.com

